

# **LPP Evaluation: Findings from the community model**

GtD

# Presentation Structure

## 1. Background

- Evaluation aims & research questions

## 2. What will be covered today...


## 3. Process

Offender Journey in Community

- Screened in
- Progression and service use

## 4. Impact

- Before and after analyses
- Control group



# Evaluation aims

Conduct an independent evaluation of the London Pathways Partnership (LPP) delivery of the offender personality disorder pathway.

## Two main strands

(1) *the Community Pathway Model*

(2) and of the London Pathways Progression Unit (LPPU) at HMP Belmarsh.

Team:

Get The Data

Professor Joliffe University of Greenwich



# Offenders journey

## *example RQs*



*RQ1: Have the right offenders been identified for the Pathway?*

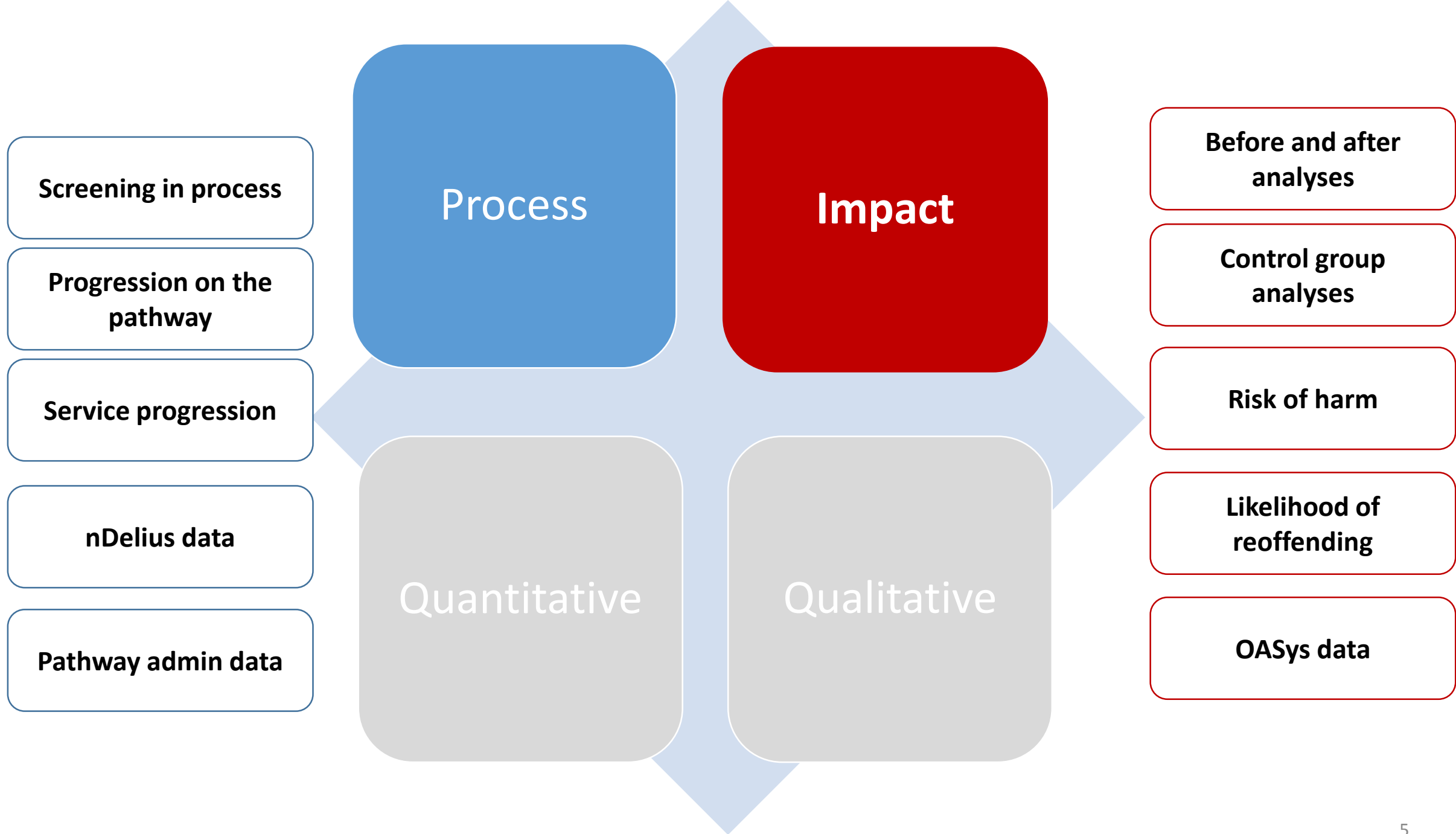
*RQ2: What are the key differences between offenders admitted to the Pathway and those not admitted?*

*RQ4: Has an offender's access to services improved as a result of the new Community Pathway Model?*

*RQ5: Has an offender's progression through services/programmes improved as a result of Pathway plan?*

*RQ6: What are the key mechanisms in the Community Pathway Model that influence a person's access to and progression through services?*

*RQ7: What service related and individual factors and/or conditions influence (positively and negatively) an offender's access to, and progression through?*



# Process: Community Journey



Screening

- Differences between those screened in and those screened out

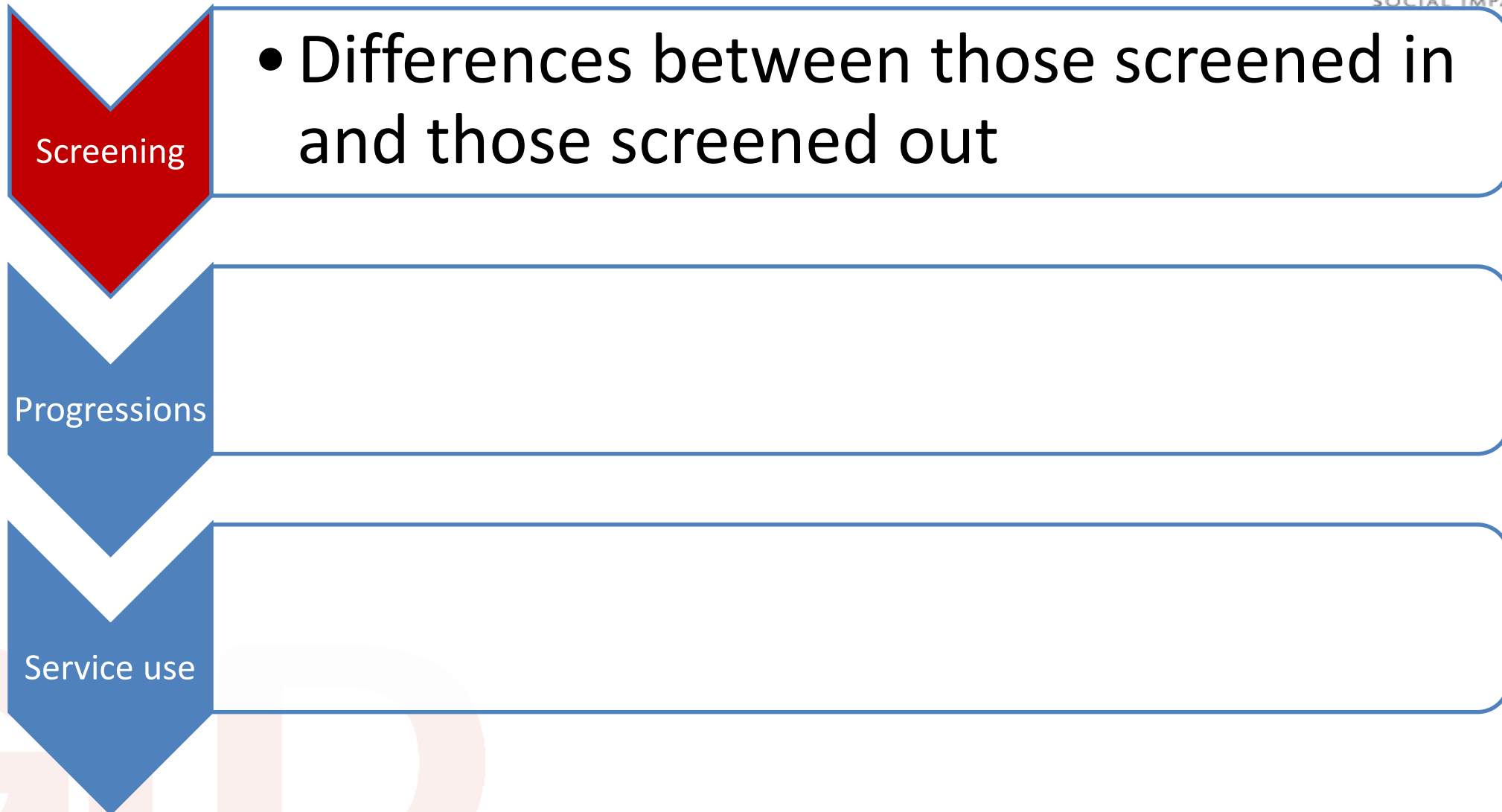
Progressions

- How far do offenders progress?
- Why might that be?

Service use

- What services accessed because of the pathway?

# Process: Screening in



# Screening in Process

**Two key factors are taken in to account when screening in an offender;**

- 1) If offenders have an OASys personality disorder screen score of 7 or higher and;
- 2) If offenders have any other anti-social or personality disorder factors present. This is based on four key questions gauging history of mental health, challenging behaviour, childhood difficulties and self-harm.



**There are differences between those screened and those screened out**

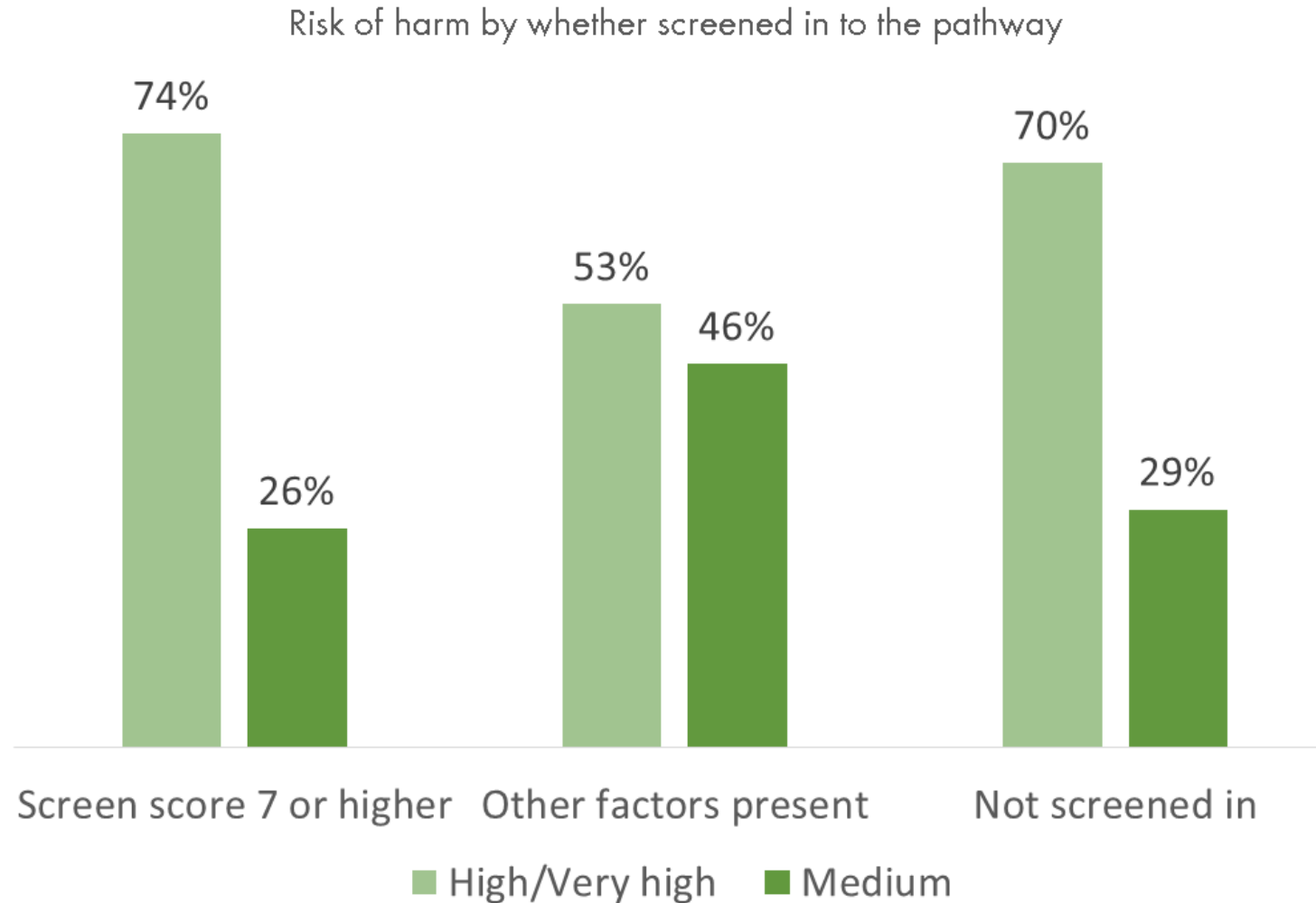
**Screening In Focuses Slightly More on Females**

**Robbers More Likely to be Screened In**

**No Difference In Risk Between the Two Groups**

**Medium risk of harm offenders found using other PD factors**

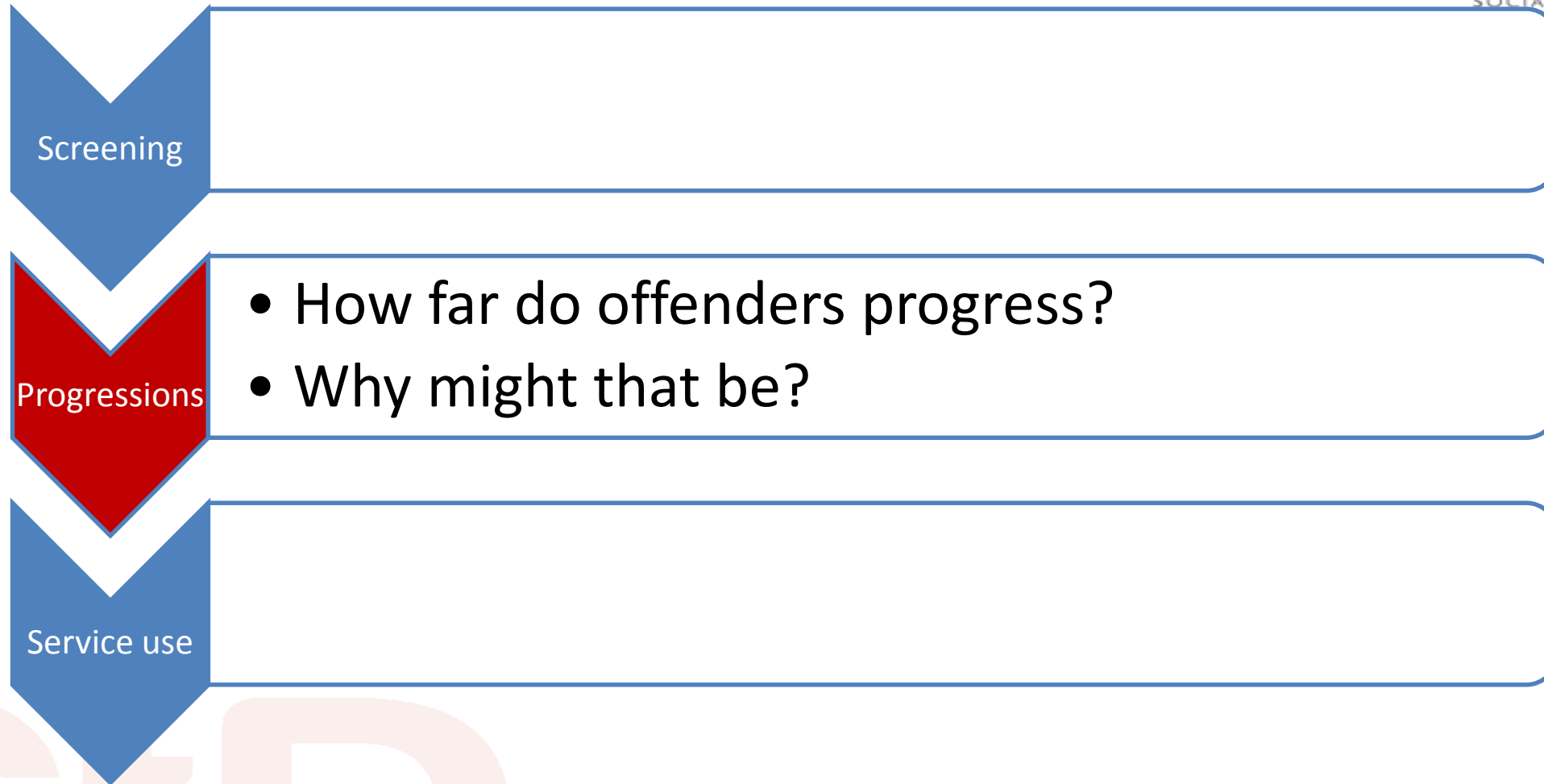
# Medium risk of harm offenders found using other PD factors



Data source: LPP Cases

Base: Screen score 7 or higher - 4,204; Other factors present - 614; Not screened in - 6,12

# Process: Progression on pathway



# Offenders at each stage of the Pathway



The process evaluation suggests the following groups should be identified:

- Screened in but no further
- Case consultation completed but no further
- Pathway plan completed but not services recommended
- Pathway plan completed and services recommended



# **Progression focuses on high risk offenders in prison**



**Key decision making at screening in and pathway plan stage**

**Clear Targeting Process on those who start services**

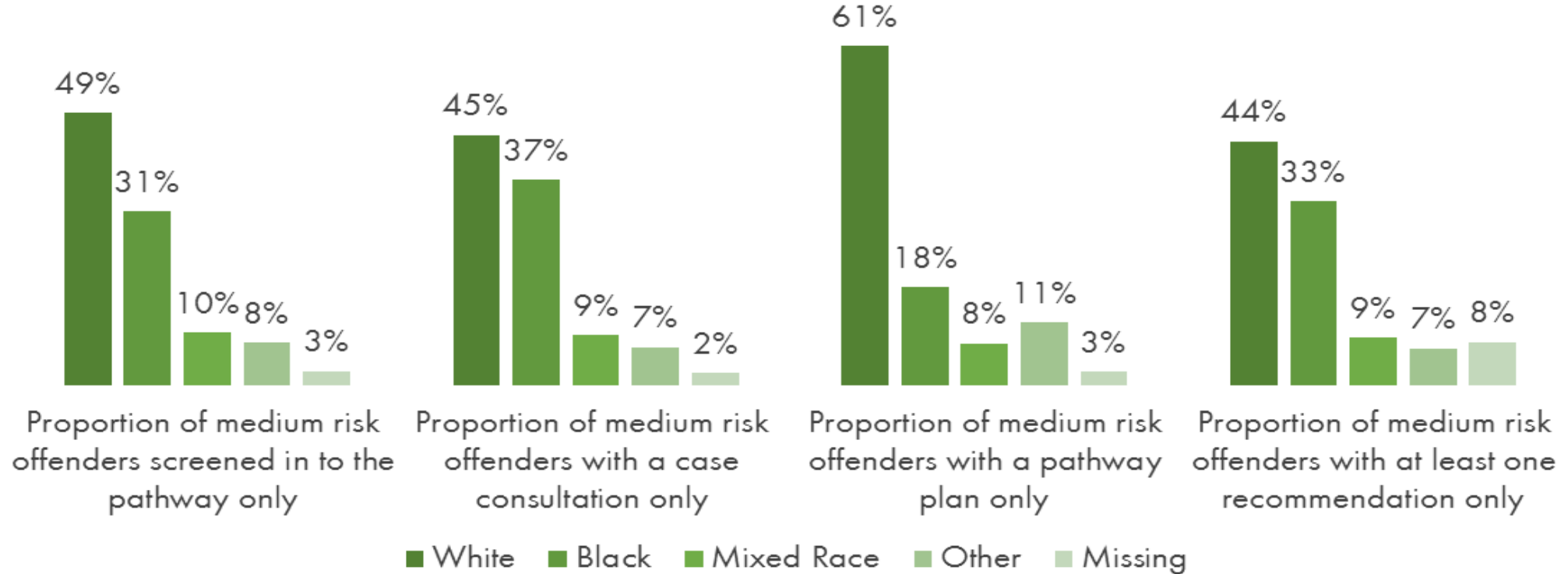
**High Risk Offenders More Likely to Progress Through Services**

**Those with other factors present and a screen score of 7 or higher more likely to progress through services**

**Is the pathway ensuring that groups that are sometimes not supported now receiving the support they require?  
And overcomes difficulties within the available tools?**

# Black medium risk offenders recommended for services

Ethnicity of medium risk offenders by stages



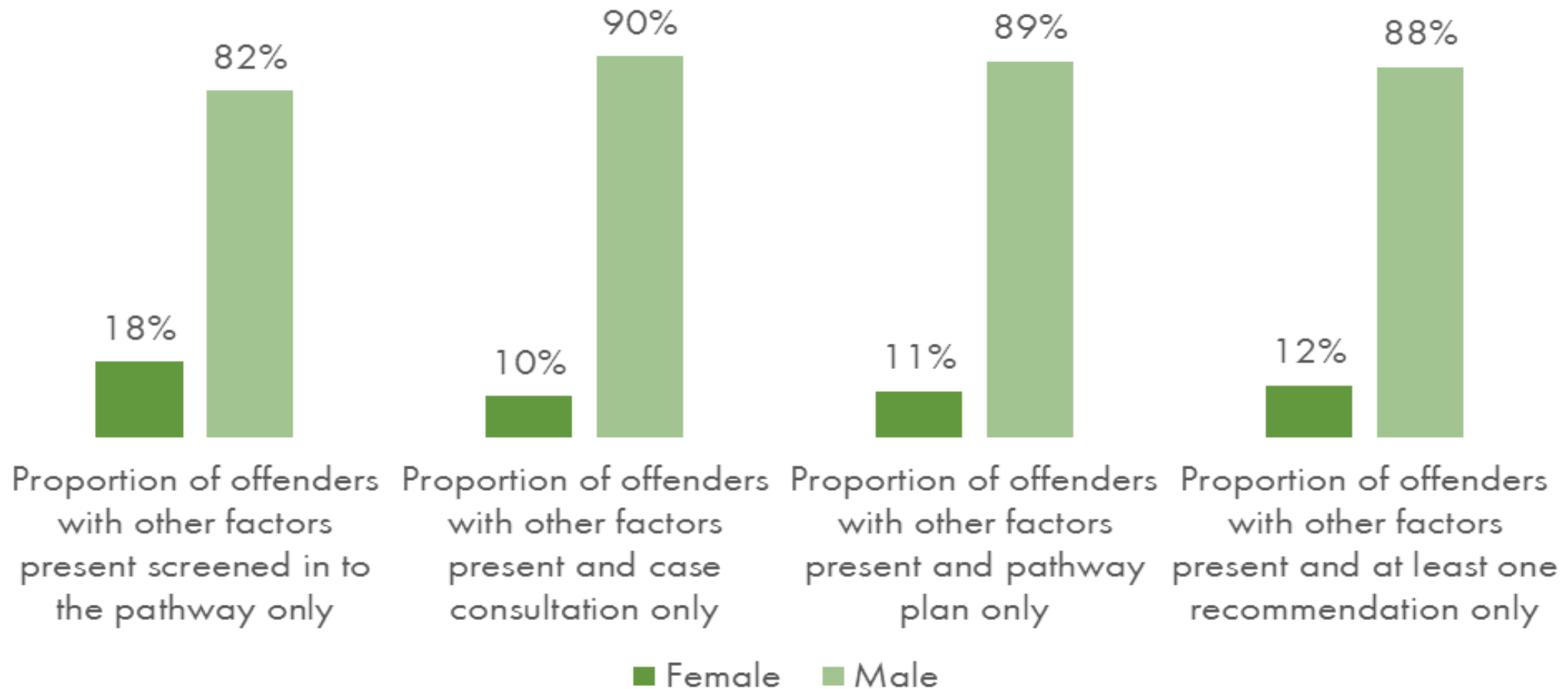
Base: offenders screened in to the pathway only – 2,167; offenders with case consultation only – 1,294; offenders with pathway plan only – 281; offenders with at least one recommendation only – 1,177

Data source: OASvs (linked with cases data)

# Greater proportion of females captured at each stage not using OASys screening method



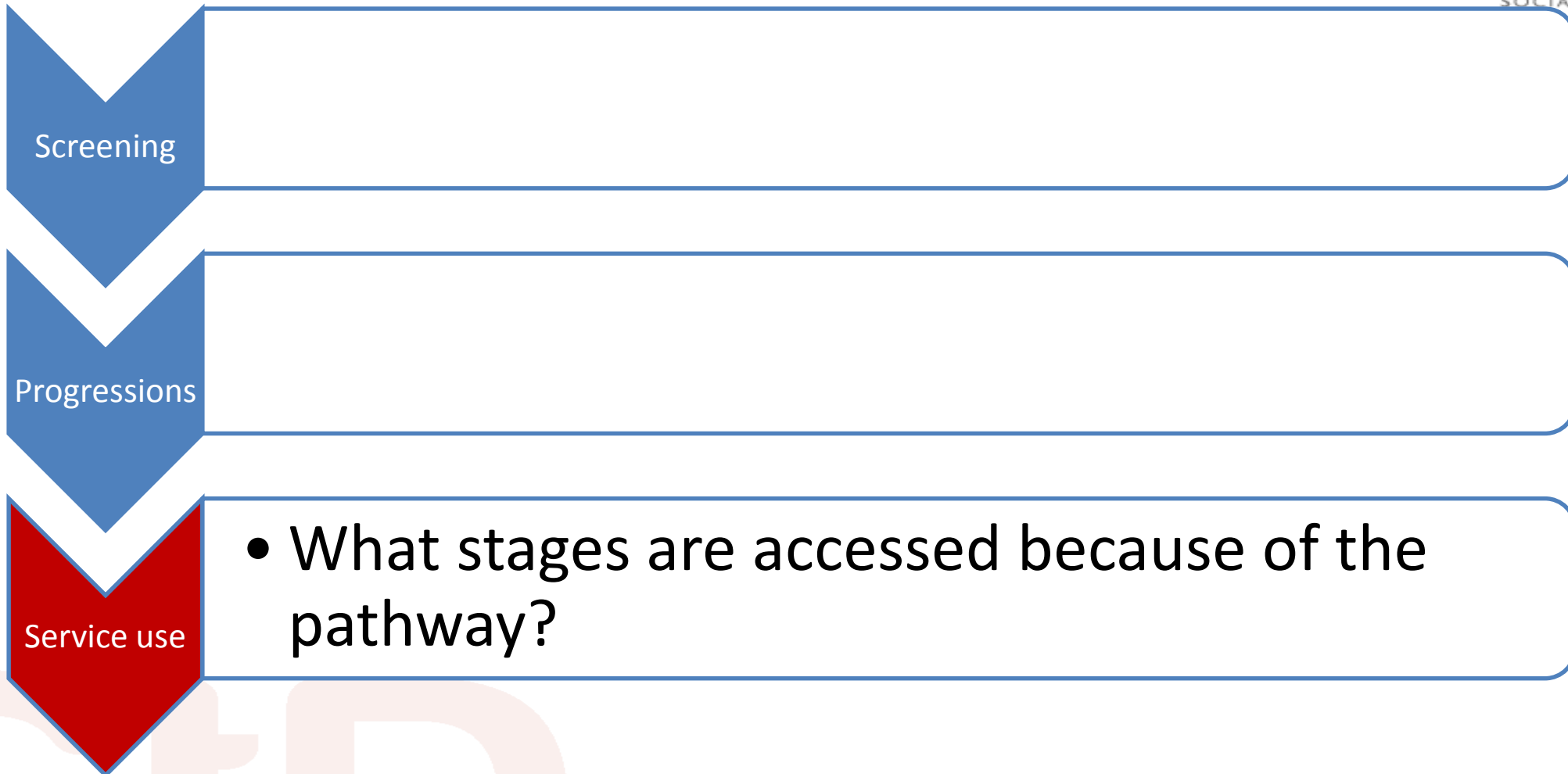
Gender of offender with other factors present by stages



Base: offenders screened in to the pathway only – 2,167; offenders with case consultation only – 1,294; offenders with pathway plan only – 281; offenders with at least one recommendation only – 1,177  
Data source: OASys (linked with cases data)



# Process: Service progression



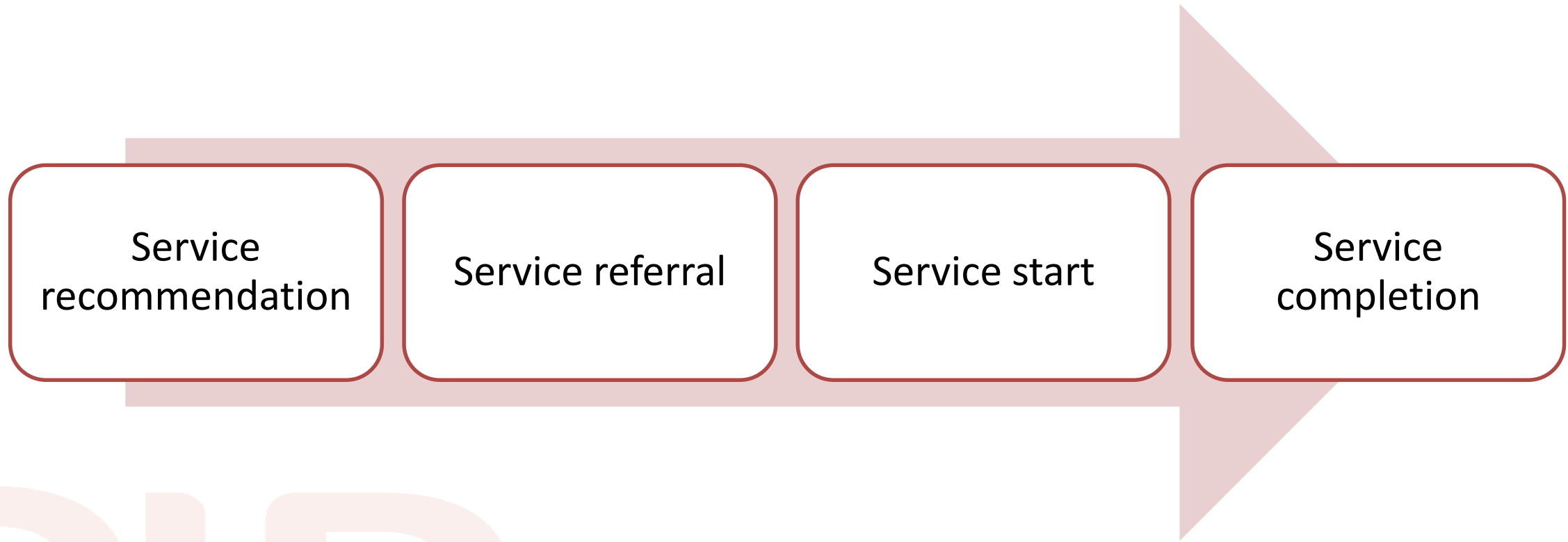
# Offenders may be recommended to a number of services



These services can include:

- Community / prison personality disorder
- Offender behaviour programme
- Mentoring and advocacy
- Psychotherapy / counselling
- Substance misuse

# Offender's progression through services



# Service Progress is Greater for Certain Individuals



**No difference in offenders by service type**

**Focus On High Likelihood of Re-offending**

**White Offender's Progress Further**

# Impact Evaluation

Before and  
after

- A description of likelihood of reoffending, and risk of harm in the community before and after the community pathway.

Control  
Group

- LPP comparison group evaluation



SOCIAL IMPACT ANALYTICS

# Impact Evaluation: Before and After



Before and  
after

- A description of likelihood of reoffending, and risk of harm in the community before and after the community pathway.



Control  
Group



# Improvement in accommodation needs score for offenders in the community



No difference in OGP and OVP before and after

Greater awareness of lifestyle and associates need after pathway

Less high risk offenders after pathway

# Impact Evaluation: Control Group



Before and  
after

Control  
Group

- LPP comparison group evaluation



# Matching method

## Could not do PSM (ignorability)

- Just men

### **1 - 1 matching based on:**

- Risk of harm
- Likelihood of reoffending
- Prison or community sentence
- Length between OASys Assessments
- Outcome measures – risk of harm in the community, OVP and OGP

# Pathway to Non-Pathway



***Perception of risk increased for those on the pathway***

Perception of risk significantly increased amongst those of medium risk. (Chi square = 22.1,  $p < .0001$ )



# Pathway to Non-Pathway



***Not replicated in the measure of risk***

No changes in the OVP measure found



# OGP: Evidence of Significant Reduction from Very High Likelihood

OGP	N in each group	Non-Pathway	Pathway	OR
		% change	% change	
Low	235	14.0	11.1	0.8
Medium	523	18.2	21.0	1.4
High	264	30.0	35.2	1.3
Very High	24	29.2	58.3	4.1*

- Evidence of significant reduction in likelihood amongst those very high
- For medium and high explored direction of change

# OGP High Risk Grouped Reduced Likelihood



OGP Medium Risk	NP		P	
	#	%	#	%
Desirable Change	40	42	51	49
Non-Desirable Change	55	58	54	51
<b>Total Changed</b>	<b>95</b>	<b>100</b>	<b>105</b>	<b>100</b>

- **Chi square = 0.8, n.s**
- **OR = 1.3**

OGP High Risk	NP		P	
	#	%	#	%
Desirable Change	53	67	81	87
Non-Desirable Change	26	33	12	13
<b>Total Changed</b>	<b>79</b>	<b>100</b>	<b>93</b>	<b>100</b>

- **Chi square = 9.9, p<.01**
- **OR = 3.3**




# Conclusions



*Evidence of significant desirable effects in both changes in likelihood of reoffending and maintaining low likelihood*

*Pathway has heightened awareness of risk of harm*





Name: Jack Cattell

Tel: 020 3287 2341

Email:

[jack.cattell@getthedata.co.uk](mailto:jack.cattell@getthedata.co.uk)

Website: [www.getthedata.co.uk](http://www.getthedata.co.uk)

GtD